

HELSBY HIGH SCHOOL

Transition Workbook

Moving from Primary to Secondary School is an exciting, but sometimes scary time! A new building, new rules, new teachers, new routines and new friends are just some of the changes you will experience but this booklet will help you get used to some of the routines and features of your new school!



All About Me

Draw a self portrait here.

Name:

Birthday:

My Primary School:

Eye Colour:

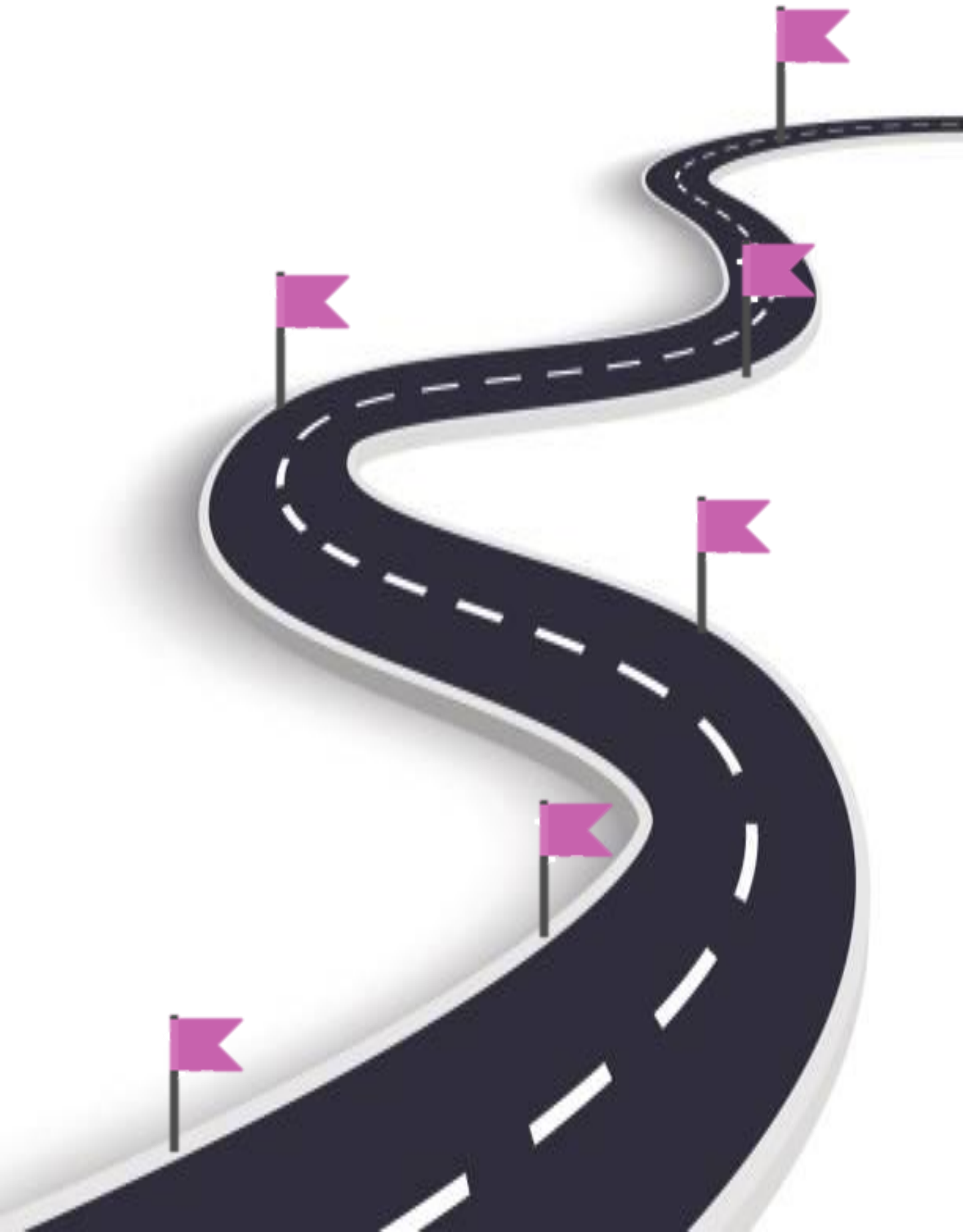
Hair Colour:

Height:

Favourite Colour	
Favourite Animal	
If I could have a superpower, I'd....	
Favourite School Subject	
Best place I've ever been to...	
Dream country to visit...	
If I could travel back in time, I'd go to...	
My dream job is...	

My Journey so Far

Life is a journey! Think back through primary school and write down your favourite memories or events that have shaped you to become the amazing person you are!



My New Secondary School

Full Name of the School	
School Address	
School Telephone Number	
Name of the Head Teacher	
School Starts at	
School Finishes at	
I will get to school by	
How long will it take you to get to school?	
What time will you have to leave home?	

Add 10 words around the image below to describe your new school .



Moving to Your New School


- List 4 things you are most excited about moving to Helsby High School
 - 1.
 - 2.
 - 3.
 - 4.
- List 4 things you are a little worried/nervous about
 - 1.
 - 2.
 - 3.
 - 4.
- List 4 things you would like to know about Helsby High School
 - 1.
 - 2.
 - 3.
 - 4.
- List 4 things that will help you when moving to Helsby High School
 - 1.
 - 2.
 - 3.
 - 4.
- List 4 differences between your primary school and Helsby High School
 - 1.
 - 2.
 - 3.
 - 4.

Subjects at your New School

Match up the subject to the correct icon



Maths



English



Science



Geography



History

Art



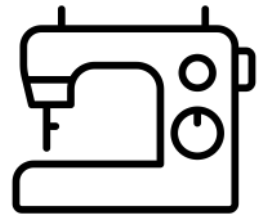
Music

PE




Drama

Textiles




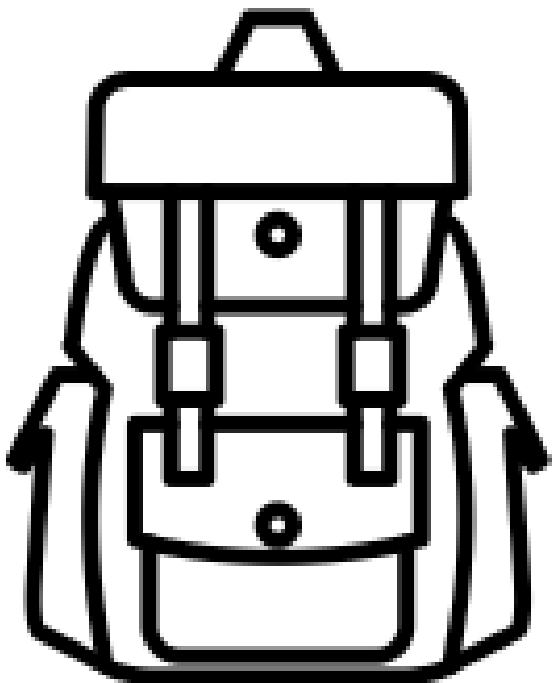


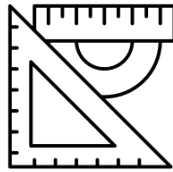
Food Technology

Computing




Equipment

At secondary school, you will be moving around to different classrooms for different lessons. You could be in 5 classrooms in one day. This means that you need to bring all the equipment you will require with you for the day. You can keep larger items such as your PE kit in your locker, however you can only go to your locker before school, at break and lunchtime and at the end of the day. Below are some items you will need to bring – can you identify them and add anything else?



Looking Smart at Secondary School

One of the different things about moving to secondary school is the change in what you will wear. At Helsby High School, we pride ourselves in looking smart and professional at all times. Use the school website or the information booklet to draw and label the school uniform you will wear onto the Lego figure



Why is wearing the correct school uniform important?

.....

.....

.....

.....

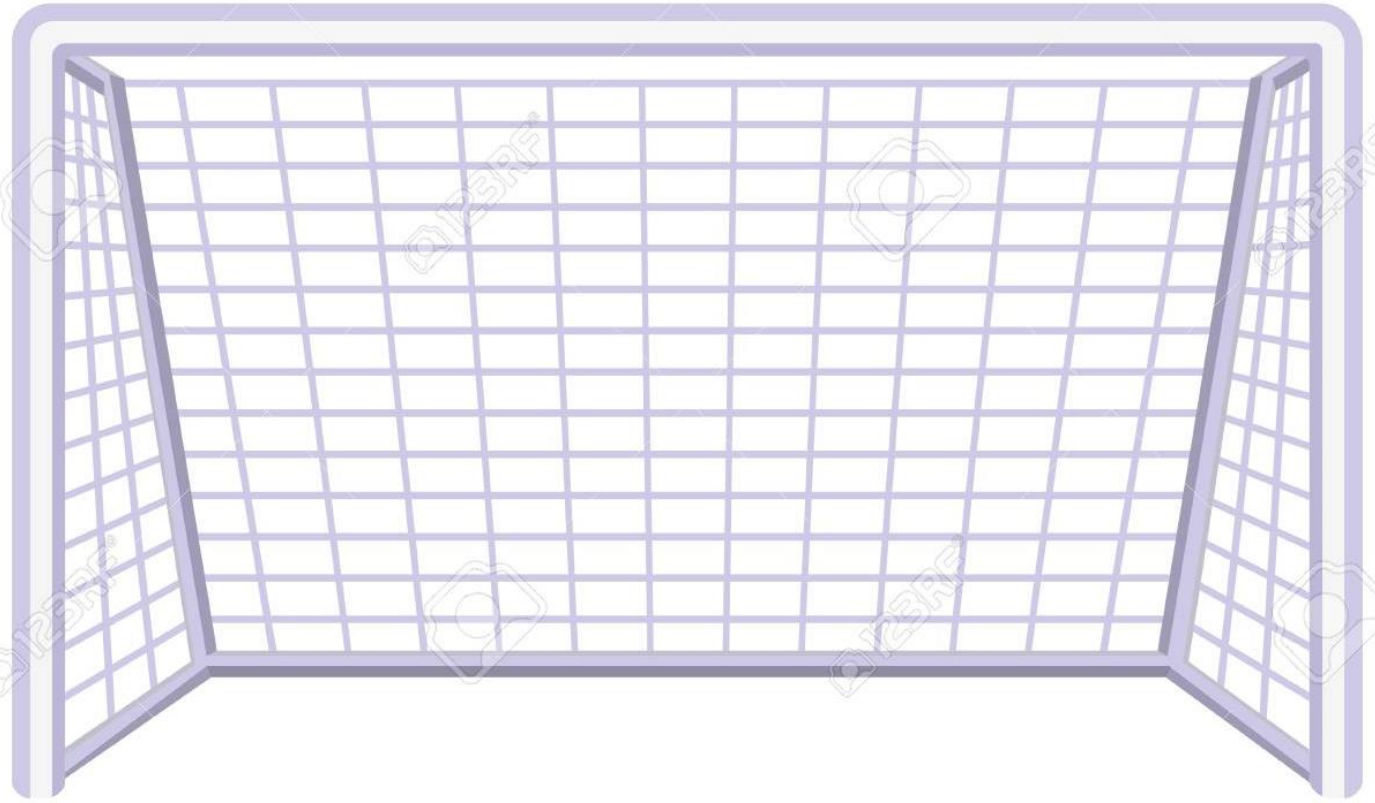
.....

Getting to Secondary School

Getting to Helsby High School safely is just as important as being there. In the box below, draw the route you are going to take to school (whether that's walking, cycling, driving or by bus). Identify spots where there could be hazards (e.g. busy roads) and explain how you will manage this safely!

My Goals for Secondary School

When you go to Secondary School, you will learn a huge number of new skills, and improve skills you have practiced in Primary School. In the goal below, use the list to write in 10 new skills or things you'd like to build on in your years at Secondary School.



Be in a school play or production	Speak another language	Represent your school in a national competition
Learn to play a musical instrument	Volunteer in the local community	Travel to another country
Play for a school team	Learn how to survive in the wild	Take care of the school garden
Learn how to manage money	Taste food from another country	Walk the school dog
Cook a new meal from scratch	Read new books	Take part in a fancy dress day
Create a piece of art	Raise money for charity	Become Head Boy or Girl
Learn how to read a map	Join an after school club	Learn to dance
Use computers to create your own website	Learn First Aid	Improve your singing
Make new friends from other schools	Work as part of a team	Try camping


The History of Helsby High School

<https://www.helsbyhigh.org.uk/school-history/>

- When did building work start to relocate the school to its current site on Chester Road?
- Why did the building of the school stop for a short time?
- How many students were there initially in the mixed school?
- What buildings have been added over time?
- How many students attended Helsby High School in September 2019?
- Look at the aerial photograph of Helsby High School from 1971 (below), then watch the Youtube video from 2019
https://www.youtube.com/watch?time_continue=60&v=9l0pFXlnFkw&feature=emb_logo
- What are the main differences you can see?



This aerial photograph of Helsby was presented to the school after a Naval Air Command visit in October 1971



Website task 1-5

Can you complete the following questions based on the school website?

Questions:

1. What's the best way to contact the Year 7 Pastoral Team at Helsby?
2. What books do students study in GCSE (Key Stage 4) English Literature? (Hint: Look at the curriculum page)
3. What are the three subjects in GCSE Science?
4. What are the British Values at Helsby?
5. What were some of the extra-curricular clubs at Helsby in the Spring term 2020?

Website task 6-10

6. Can you find the staff list? Can you find a teacher in each of the following subjects?

English

Maths

History

French

Drama

7. What are some of the charities that the school support? Can you see what type of fundraising activities we do?

8. Can you find examples of the meals served in the Dining Hall?

9. What is Student Voice?

10. What International Schools have Helsby been working with?

Subjects at Your New School

Subjects at Helsby High

N	B	T	N	S	Y	C	I	M	T	N	T	A	A
A	A	H	L	C	E	I	A	A	N	D	R	S	S
M	E	N	I	I	D	S	U	T	Y	E	E	B	G
R	H	A	T	S	U	U	L	H	R	S	L	I	P
E	P	I	E	Y	C	M	A	S	T	I	I	O	L
G	Y	G	R	H	A	H	N	F	S	G	G	L	A
P	R	E	A	P	T	E	G	A	I	N	I	O	A
O	O	O	T	Y	I	A	U	G	M	N	O	G	H
L	T	G	U	P	O	L	A	O	E	N	U	Y	S
I	S	R	R	I	N	T	G	Y	H	A	S	I	I
T	I	A	E	U	L	H	E	E	C	I	I	G	L
I	H	P	C	T	T	H	F	R	E	N	C	H	G
C	E	H	Y	H	G	N	T	E	T	R	A	R	N
S	G	Y	Y	S	S	D	R	A	M	A	R	G	E

DESIGN
RELIGIOUS
ENGLISH
CHEMISTRY
MUSIC
EDUCATION
LANGUAGE
GEOGRAPHY
PHYSICS
LITERATURE
GERMAN
FRENCH
HISTORY
DRAMA
MATHS
BIOLOGY
ART
HEALTH
POLITICS

Play this puzzle online at : <https://thewordsearch.com/puzzle/1213069/>



Your Timetable

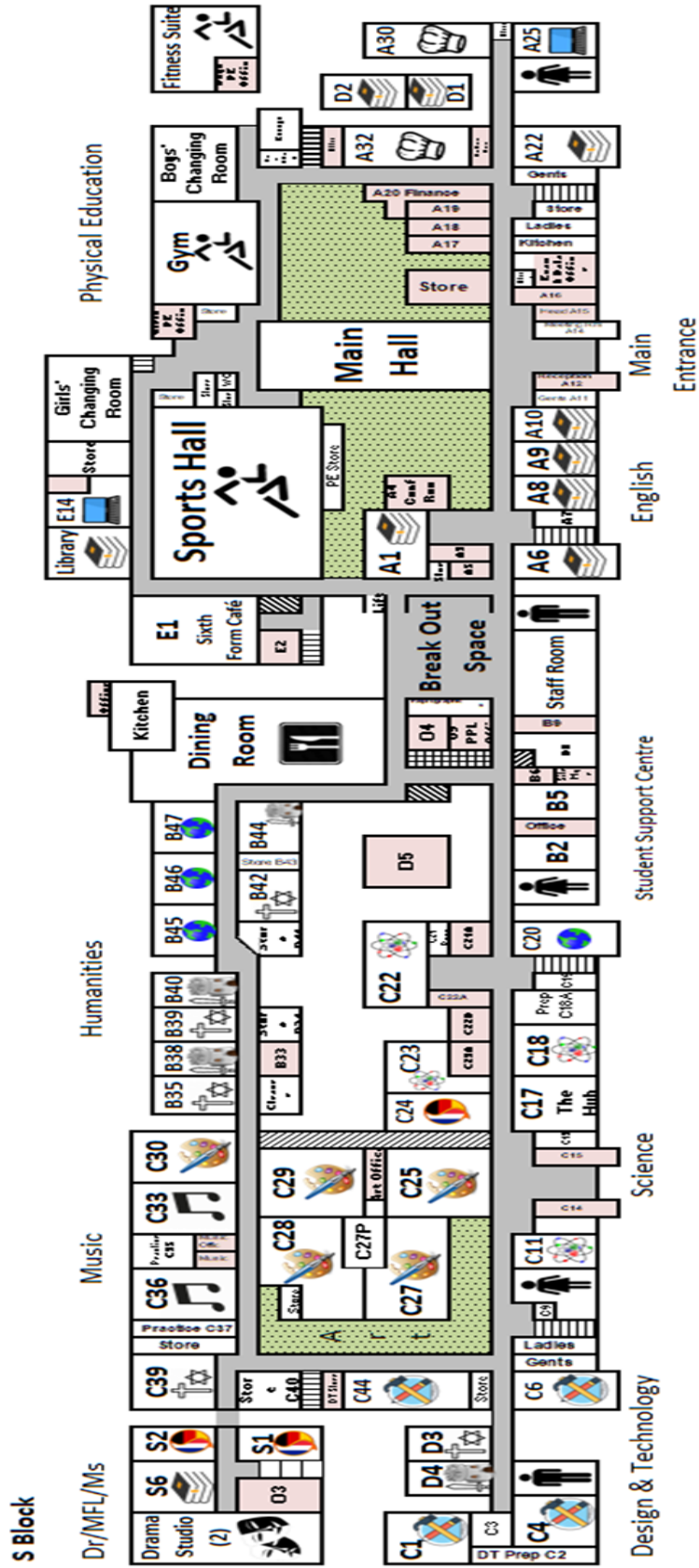
On the page before is an example of a Year 7 timetable with subjects, room codes and teacher initials. You will see it is split into week 1 and week 2 and is slightly different for each week- you need to make sure you know what week we are in before checking your timetable each day!

- The school days goes as follows:

Morning Arrive at school 8.40am Registration in form room 8.45am-9.00am (on Monday's Year 7 have assembly in week 1 and week 2 so go to the hall) Lesson 1 9.00am - 10.00am Lesson 2 10.00am - 11.00am Break time 11.00am - 11.20am Lesson 3 11.20am - 12.20pm Lesson 4 12.20pm - 1.20pm	Afternoon Lunchtime 1.20pm-2.05pm (the 5 minute warning bell will sound at 2.00pm) Lesson 5 2.05pm - 3.05pm (end of the day)
---	--

Finding your way around

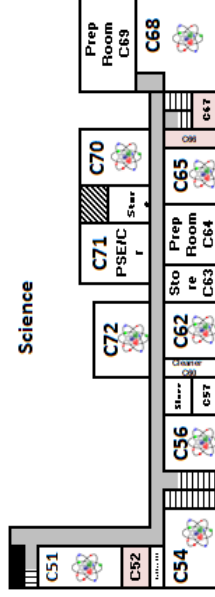
Ground Floor



First Floor

S Block

Dr/MFL/Ms



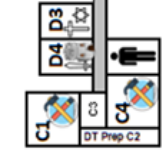
Physics

Chemistry

Ground Floor

S Block

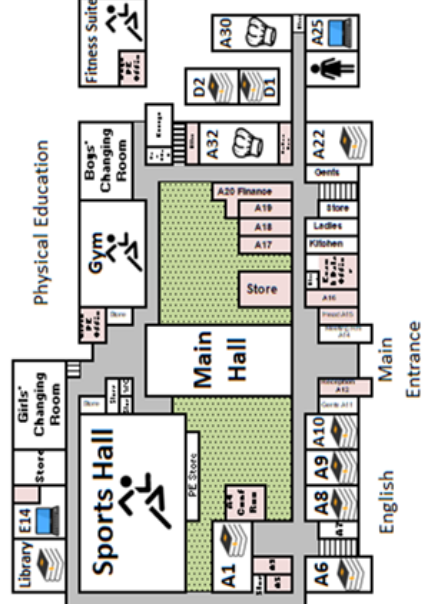
Dr/MFL/Ms



Design & Technology

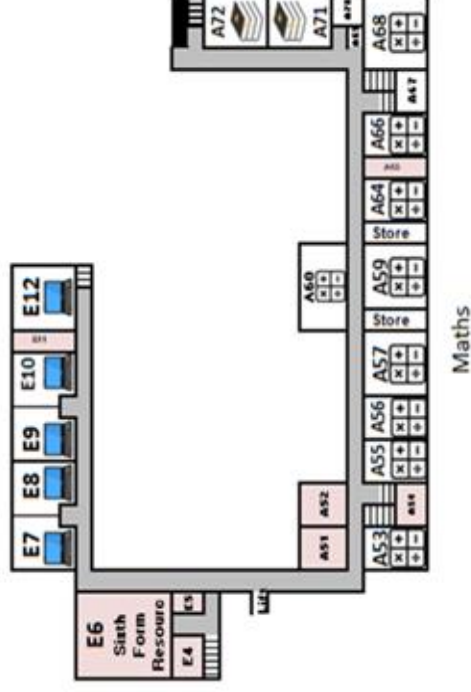
Science

Student Support Centre



E Block - Rear of Building

ICT & Business



Maths

Using the maps on the previous pages, can you find your way around Helsby High School?

Easy- ground floor


- a) Can you find your way from the Sports Hall to the Art rooms?
- b) Can you find your way from Music is C33 to the Break out Space?
- c) Can you find your way from the Main Hall (where assembly is) to your History lesson is B44?

Intermediate- ground floor and first floor

- a) Can you find your way from your French lesson in S5 to the Library?
- b) Can you find your way from Design & Technology in C44 to Physics in C70?
- c) Can you find your way from Drama studio 1 to the lockers which are at the back of the sports hall?



- **Hard- ground floor, first floor and obstacles... (hint, the lined sections are stairs)**
- a) There is an exam in the main hall so you are not allowed to walk in front of it. Can you find your way from your food lesson in A30 to the dining room for lunchtime avoiding the main hall?
 - b) You've just finished Biology in C22 and your next lesson is in A57 for Maths, however your Mum has dropped off some bus fare for you at reception (near Main Entrance) that you need to collect. Which is the quickest route to take?
 - c) You've just finished lunch in the dining room and your next lesson is upstairs in S block. You said you'd meet your friend in the break out space and need to use the toilet before the bell goes as well. Which route should you take?
- Congratulations, you've found your way around Helsby. Don't worry, in real life you'll figure it out very quickly and there will be lots of staff and other students to help you on your way around.



Beyond Secondary School

After secondary school, you can move onto sixth form, college or an apprenticeship and then to University or into a job! It's normal not to know what you want to do yet but this is a chance for you to have a think about your dream jobs!

<div>Job:</div> <div>Key Skills:</div> <div>Subjects to Study:</div>	<div>Icons to represent that job:</div>
<div>Job:</div> <div>Key Skills:</div> <div>Subjects to Study:</div>	<div>Icons to represent that job:</div>
<div>Job:</div> <div>Key Skills:</div> <div>Subjects to Study:</div>	<div>Icons to represent that job:</div>