




Catholic Agency for
Overseas Development

Comic strip hints and template


A large rectangular frame containing four smaller rectangular panels arranged in a 2x2 grid. Each panel is empty, intended for drawing a comic strip. The panels are separated by thin black lines, and the entire set is enclosed in a thicker black border.

Cartoonists' tips:


- You can draw a face with just the letters O and T.
- Keep the O the same, then change the position of the T to give different expressions.
- Plan the faces of the characters in your story. Add moustaches or hair styles so that each character is recognisable.



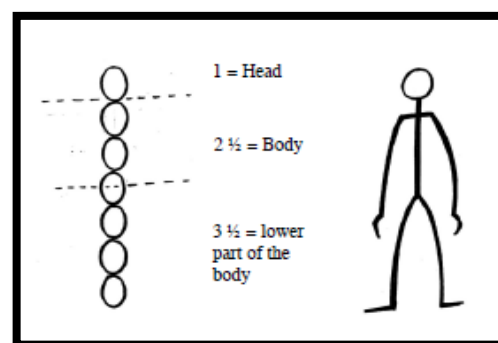
- Draw your characters in the bottom of the panel and their speech in the top.




- Use foreground and background features to add detail to the story.




- A body is equivalent to the height of seven heads.



- Try drawing a body in different postures, maybe ask someone to act out the posture so you can draw them.



- Add clothes to make a complete body.
- Try adding distinctive characteristics such as a hat so each character is recognisable.



- Use different types of balloons for:
 - normal speech
 - thinking
 - shouting
 - whispering
 - crowds.
- Put the balloon for the person speaking first at the top of the panel.
- Write in capital letters

