



## Learning Project WEEK 6- Food

Age Range: EYFS

### Weekly Maths Tasks (Aim to do 1 per day)

- Watch a Numberblocks clip each day at: [BBC](#) or [CBeebies](#). Use this guide [here](#) to give you ideas on what to do with your children whilst watching an episode.
- Working on [Numbots](#) - your child will have an individual login to access this.
- Play the Numberblocks add and subtract [game](#).
- Write and recognise digits 0-20
- Explore weighing and measuring food on the kitchen scales. Ask, what happens as you place more on the scales?




- Look for numerals on packaging you find around the house. Can your child recognise the numerals and count out a matching amount?
- Complete Activities on Active Learn under Active Maths.  
[www.activelearnprimary.co.uk](http://www.activelearnprimary.co.uk)
- Complete White Rose Maths daily activities. This week's story is the Hungry Caterpillar!





<https://whiterosemaths.com/homelearning/early-years/>

### Weekly Reading Tasks (Aim to do 1 per day)

- Read a variety of books at home. Favourites can be repeated. Hearing the patterns of language in a story will support your child's language development.
- Reception age children: Children to read to parents daily. Visit Oxford Owl for free eBooks that link to your child's book band. You can create a [free account](#). Complete the linked Play activities for each book.
- With your child, look in magazines, newspapers and books for the tricky words they are currently learning. They could use a highlighter to highlight in magazines and newspapers.
- Look at recipe books and food magazines. Encourage your child to use their phonics knowledge to decode the ingredients list. Select a recipe and make this together. Encourage your child to read the labels on packaging to figure out which ingredient it is.



Weekly Phonics Tasks (Aim to do 1 per day)	Weekly Writing Tasks (Aim to do 1 per day)
<ul style="list-style-type: none"> <li>Sing Nursery Rhymes and songs together. Add in actions and change the words. Can children think of different rhyming words to add in? Repeat old favourites and learn new rhymes. You can find an A-Z of <a href="#">Nursery Rhymes</a>.</li> <li>Daily phonics - Practice the sounds your child is working on and blend words. This can be oral blending (e.g. spoken out loud c-a-t) or written if appropriate. <a href="#">Interactive games</a>.</li> <li>Complete Phonics activities on Active Learn.</li> <li>Complete DFE Phonics lessons that start From Monday 27<sup>th</sup> April 2020.</li> </ul> <p><a href="https://m.youtube.com/channel/UCP_FbjYUP_Utl dV2K_-niWw/videos">https://m.youtube.com/channel/UCP_FbjYUP_Utl dV2K_-niWw/videos</a></p> <ul style="list-style-type: none"> <li>Complete Activities on Active Learn Under Active Maths <a href="http://www.activelearnprimary.co.uk">www.activelearnprimary.co.uk</a></li> <li>Pour flour, rice or lentils into a shallow tray or plate. Show your child a letter, digraph, trigraph or tricky word and ask them to 'write it' in the food using their finger.</li> </ul> 	<ul style="list-style-type: none"> <li>Practice name writing. Can they write their first name? Middle name? Surname?</li> <li>Practice forming the letters of the alphabet. Follow your school's script.</li> <li>Ask your child to write out the tricky words they are working on at the moment on pieces of paper and turn them into a pairs game.</li> <li>Using recipes from books as a guide, ask your child to create their own recipe for their dream meal. They could draw out the ingredients and label them and draw the finished meal. Some children may be able to write a few short sentences as instructions.</li> </ul>  <ul style="list-style-type: none"> <li>Look at a range of different packages found around the kitchen. Discuss with your child what makes it stand out to a customer. Support them to design a package for a treat of their choice.</li> </ul>
Learning Project - to be done throughout the week	
<p>The project this week aims to provide opportunities for your child to learn more food. Learning may focus on where different foods originate from, what makes a healthy meal, opportunities to cook etc.</p> <ul style="list-style-type: none"> <li><b>Healthy/ Unhealthy-</b> <ul style="list-style-type: none"> <li>Provide your child with a selection of items from your kitchen cupboards. Can they sort them into things that are healthy and unhealthy? Discuss why the food is good for you or bad for you. Look at the <a href="#">Eatwell plate</a> to help figure out which foods they should eat a lot of or not very much of.</li> <li>Discuss how exercise is an important part of staying healthy. Watch and complete a 10 minute <a href="#">shake up</a>.</li> </ul> </li> <li><b>5 a day-</b> <ul style="list-style-type: none"> <li>Support your child to create a food diary to record how many pieces of fruit and vegetables they eat in a day. They could write these using their phonics knowledge or draw a picture of each item.</li> </ul> </li> <li><b>Create a collage-</b> <ul style="list-style-type: none"> <li>Ask your child to draw out a number of fruits or vegetables, large enough to fill a piece of A4 paper. Provide them with a selection of colourful packaging. Can they cut</li> </ul> </li> </ul>	

out and collage on to their picture to

- **Play shops-**

- Using toy food or old packaging, set up a food shop for your child to act out being the shopkeeper and customer. You could introduce coins to support their developing knowledge of money. Give them a notepad to use as a shopping list to encourage in the moment writing.

- **Potato/ Vegetable Printing-**

- Using a selection of vegetables available in your kitchen, support your child to print and explore the shapes and patterns created:



- **Make cornflour gloop-**

- Mix cornflour with a small amount of water in a mixing bowl. It will make a slimy, stretchy mixture. Allow your child to explore the change of texture from wet to dry and the texture of the gloop.

### **Additional learning resources parents may wish to engage with**

**[Classroom Secrets Learning Packs](#)** - These packs are split into different year groups and include activities linked to reading, writing, maths and practical ideas you can do around the home.

Support for children's wellbeing and to understand why school is closed

<https://www.elsasupport.co.uk/>

Code studio <https://studio.code.org/courses>

Children can continue to work through their code studio programme using their individual login details.

<http://home.oxfordowl.co.uk/reading/learn-to-read/phonics/>

White Rose Maths – Learn Maths through a story each week!

<https://whiterosemaths.com/homelearning/early-years/>

Super movers <https://www.bbc.co.uk/teach/supermovers/ks1-collection/zbr4scw>

Expresso <https://www.discoveryeducation.co.uk/what-we-offer/discovery-education-espresso>

Oak National Academy

<http://www.the-national.academy/online-classroom>

Oak National Academy is a collection high-quality lessons and online resources. Backed by the Government, it has been created in responses to the coronavirus lockdown. They offer free access to great teachers, delivering video lessons, quizzes and worksheets. It covers a range of subject, all of the lessons are ordered so your child can learn along a clear plan. New lessons and session are uploaded each week.

Joe Wicks the body coach will be delivering a daily physical workout for all children  
<https://www.youtube.com/channel/UCAxW1XT0iEJo0TYIRfn6rYQ>

[Twinkl](#) - to access these resources click on the link and sign up using your own email address and creating your own password. Use the offer code UKTWINKLHELPS.

[Headteacherchat](#) - This is a blog that has links to various learning platforms. Lots of these are free to access.

**#TheLearningProjects**